

DS-1302

10th Generation Intel® Xeon/Core™ Series Processors, High Performance, Expandable and Modular Rugged Embedded Computer with 2 PCI/PCIe Expansion Slot



High Performance, Highly Expandable



Overview

[CONTACT](#)


The DS-1302 is a powerful embedded computer and brings unrivalled performance. It has versatile functionalities and rich industrial I/O. And most importantly, it has dual PCI/PCIe expansion capability. Equipped with Cincoze's CMI, CFM, MEC modular expansion, customization for additional I/O or other functionality to fulfill different applications couldn't be easier. The DS-1302 meets the requirements of industrial environments and is certified with industry standards. It delivers ultimate and reliable performance for factory automation, industrial automation and rolling stock applications.

Key Features

- 10-core 10th-gen Intel® Xeon® and Core™ i9/i7/i5/i3 CPU (max 80 W TDP)
- 2x GbE LAN and optional 2x 10GbE LAN
- 2x 2.5" SATA storage, 3x mSATA sockets, 1x M.2 key M for NVMe SSD
- 2x PCI/PCIe expansion slots
- 3x full-size Mini PCIe sockets, 2x SIM card slots
- Optional CMI modules for I/O expansion
- Optional CFM modules for ignition sensing & PoE
- Wide operating temperature -40°C to 70°C
- MIL-STD-810G military standard and EN50155 (EN 50121-3-2 only)

Certifications





10-CORE & 80W

Workstation Grade Processor Support!

**10-Core,
Up To 80 W CPU**

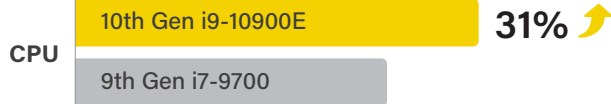
The DS-1300 series, powered by a workstation-grade 10th-gen Intel® Xeon® or Core™ i9/i7/i5/i3 CPU with up to 10-core architecture, provides superior processing performance. The DS-1300 supports Xeon® CPU up to 80 W TDP. It incorporates DDR4 2933/2666 MHz memory up to 128 GB, delivering unparalleled performance in a rugged, fanless system.

**More Powerful & Faster
Multiplies Productivity**

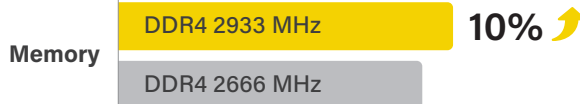
The DS-1300 series's 10th-gen CPU brings to 31% better integer multi-tasking for compute-intensive application performance than 9th-gen CPUs*. DDR4 2933 MHz memory further increases speed by 10%**.

* 31% increase for 10th-gen i9-10900E 65W vs 9th-gen i7-9700 65W CPU
** 10% increase for 2933 MHz of DS-1300 vs 2666 MHz of DS-1200.

multi-tasking compute-intensive application



Transfer rate




**Industrial I/O and
Modular Expansion**

The DS-1300 series offers a vast array of industrial-focused I/O including up to 2x GbE LAN, 6x USB 3.2, and 2x USB 2.0, 2x RS232/422/485, 2x 2.5" SATA, 3x mSATA, 1x M.2 key M for NVMe SSD, 2x SIM card slots, 3x full-size Mini-PCIe and triple independent displays (DisplayPort, HDMI, VGA). It also features modular expansion through Cincoze's CMI/CFM modules, adding additional I/O or other functionality such as high-speed 10GbE LAN, PoE, and ignition sensing.

PCI/PCIe Add-on Cards

DS-1302 can accommodate dual PCI/PCIe add-on cards up to 111 mm x 235 mm (combined max 110 W). Flexible PCI/PCIe expansion allows the addition of I/O, GPU, image capture, data acquisition, and motion control cards for specific applications.



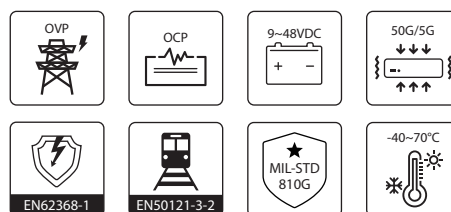
Adjustable PCIe Card Retainer

The PCI/PCIe expansion slots include two adjustable card retainers that firmly secure the PCI/PCIe add-on cards. The retainer is a cool feature that provides the extra protection needed to prevent add-on cards from shaking loose in high-vibration environments like rolling stock.

Patent No. I773359

Rugged Reliability Against Rigorous Environments

The DS-1300 series's fanless and cableless industrial-grade design can withstand rigorous environments. Its unique thermal design supports an extended operating temperature range from -40°C to 70°C. It has also passed stringent industry standards, including MIL-STD-810G military standard and EN50155 (EN 50121-3-2 only) for rolling stock environments.



Specifications

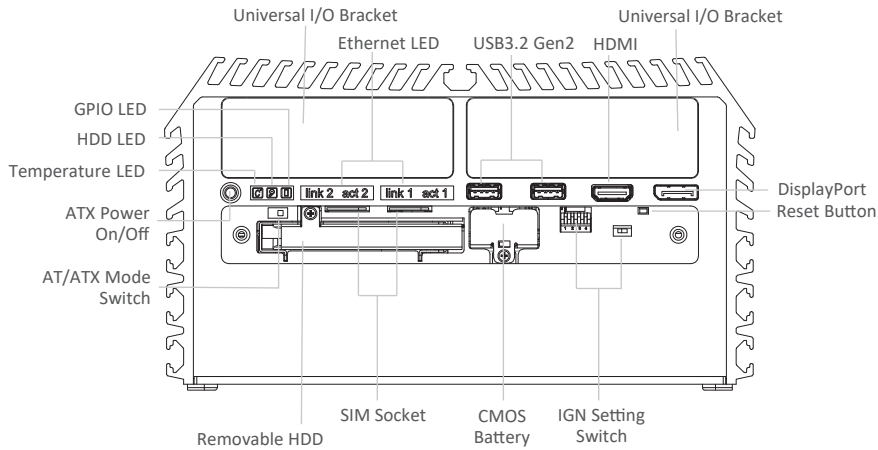
| Model Name | DS-1302 |
|------------------------|--|
| System | |
| Processor | Intel® Xeon® Series Processor (80W / 35W): <ul style="list-style-type: none"> • Intel® Xeon® W-1270E 8 Cores Up to 4.8 GHz, TDP 80W • Intel® Xeon® W-1250E 6 Cores Up to 4.7 GHz, TDP 80W • Intel® Xeon® W-1290TE 10 Cores Up to 4.5 GHz, TDP 35W • Intel® Xeon® W-1270TE 8 Cores Up to 4.4 GHz, TDP 35W • Intel® Xeon® W-1250TE 6 Cores Up to 3.8 GHz, TDP 35W Intel® Core® Series Processor (65W / 35W): <ul style="list-style-type: none"> • Intel® Core™ i9-10900E 10 Cores Up to 4.7 GHz, TDP 65W • Intel® Core™ i7-10700E 8 Cores Up to 4.5 GHz, TDP 65W • Intel® Core™ i5-10500E 6 Cores Up to 4.2 GHz, TDP 65W • Intel® Core™ i3-10100E 4 Cores Up to 3.8 GHz, TDP 65W • Intel® Core™ i9-10900TE 10 Cores Up to 4.5 GHz, TDP 35W • Intel® Core™ i7-10700TE 8 Cores Up to 4.5 GHz, TDP 35W • Intel® Core™ i5-10500TE 6 Cores Up to 3.7 GHz, TDP 35W • Intel® Core™ i3-10100TE 4 Cores Up to 3.6 GHz, TDP 35W |
| Chipset | <ul style="list-style-type: none"> • Intel® W480E Chipset |
| Memory | <ul style="list-style-type: none"> • 2x DDR4 2933/2666/2400 SO-DIMM Socket * Xeon / i9 / i7 Processor Supports Up to 2933MHz * i5 / i3 Processor Supports Up to 2666 MHz • Supports Un-buffered and Non-ECC Type Up to 64GB |
| BIOS | <ul style="list-style-type: none"> • AMI BIOS |
| Graphics | |
| Graphics Engine | <ul style="list-style-type: none"> • Integrated Intel® UHD-630 Graphics |
| Maximum Display Output | <ul style="list-style-type: none"> • Supports Triple Independent Display |
| HDMI | <ul style="list-style-type: none"> • 1 x HDMI Connector (4096 x 2160@30Hz) |
| DP | <ul style="list-style-type: none"> • 2x DisplayPort Connector (4096 x 2304 @ 60Hz, According to CPU Specifications) * Verified maximum resolution: 3840x2160. |
| VGA | <ul style="list-style-type: none"> • 1 x VGA Connector (1920 x 1200 @60Hz) |
| Audio | |
| Audio Codec | <ul style="list-style-type: none"> • Realtek® ALC888, High Definition Audio |
| Line-out | <ul style="list-style-type: none"> • 1 x Line-out, Phone Jack 3.5mm |
| Mic-in | <ul style="list-style-type: none"> • 1 x Mic-in, Phone Jack 3.5mm |
| I/O | |
| LAN | <ul style="list-style-type: none"> • 2 x GbE LAN, RJ45 - GbE1: Intel® I219 - GbE2: Intel® I210 |
| COM | <ul style="list-style-type: none"> • 2 x RS-232/422/485 with Auto Flow Control (Supports 5V / 12V), DB9 |
| USB | <ul style="list-style-type: none"> • 2 x 10Gbps USB 3.2 Gen2, Type A • 4 x 5Gbps USB 3.2 Gen1, Type A • 2 x 480Mbps USB 2.0, Type A |
| PS/2 | <ul style="list-style-type: none"> • 1 x PS/2, 6 Pin Mini-DIN Female Connector |
| Storage | |
| SSD/HDD | <ul style="list-style-type: none"> • 1x 2.5" Front Accessible SATA HDD/SSD Bay (SATA 3.0) • 1x 2.5" Internal SATA HDD/SSD Bay (SATA 3.0) |
| mSATA | <ul style="list-style-type: none"> • 3x mSATA Socket (SATA 3.0, shared by Mini-PCIe socket) |
| M.2 SSD | <ul style="list-style-type: none"> • 1x M.2 Key M Type 2280 Socket, Support PCIe x4 NVMe SSD or SATA SSD (SATA 3.0) |

| | |
|---|---|
| RAID | <ul style="list-style-type: none"> • Support RAID 0/1/5/10 |
| Expansion | |
| PCI Express | <ul style="list-style-type: none"> • 2 x PCI/PCIe Expansion Slot with Optional Riser Card * Supports maximum dimensions of add-on card (H x L) : 111 x 235 mm |
| Mini PCI Express | <ul style="list-style-type: none"> • 3 x Full-size Mini-PCIe Socket |
| SIM Socket | <ul style="list-style-type: none"> • 2 x SIM Socket |
| CMI (Combined Multiple I/O) Interface | <ul style="list-style-type: none"> • 2 x High Speed CMI Interface for optional CMI Module Expansion • 2 x Low Speed CMI Interface for optional CMI Module Expansion |
| CFM (Control Function Module) Interface | <ul style="list-style-type: none"> • 1 x CFM IGN Interface for optional CFM-IGN Module Expansion |
| Other Function | |
| External FAN Connector | <ul style="list-style-type: none"> • 1 x External FAN Connector, 4-pin Terminal Block (Support Smart Fan by BIOS) |
| Power Ignition Sensing | <ul style="list-style-type: none"> • Support Power Ignition Sensing Function with Delay Time Management and Selectable 12V/24V (With Optional CFM Module) |
| Clear CMOS Switch | <ul style="list-style-type: none"> • 1 x Clear CMOS Switch |
| Reset Button | <ul style="list-style-type: none"> • 1 x Reset Button |
| Instant Reboot | <ul style="list-style-type: none"> • Support 0.2sec Instant Reboot Technology |
| Watchdog Timer | <ul style="list-style-type: none"> • Software Programmable Supports 256 Levels System Reset |
| Power | |
| Power Button | <ul style="list-style-type: none"> • 1 x ATX Power On/Off Button |
| Power Mode Switch | <ul style="list-style-type: none"> • 1 x AT/ATX Mode Switch |
| Power Input | <ul style="list-style-type: none"> • 9 - 48VDC, 3-pin Terminal Block |
| Remote Power On/Off | <ul style="list-style-type: none"> • 1 x Remote Power On/Off, 2-pin Terminal Block |
| Remote Power LED | <ul style="list-style-type: none"> • 1 x Remote Power LED, 2-pin Terminal Block |
| Total Power Budget | <ul style="list-style-type: none"> • 180W |
| Physical | |
| Dimension (W x D x H) | <ul style="list-style-type: none"> • 227 x 261 x 128 mm |
| Weight Information | <ul style="list-style-type: none"> • 5.4 KG |
| Mechanical Construction | <ul style="list-style-type: none"> • Extruded Aluminum with Heavy Duty Metal |
| Mounting | <ul style="list-style-type: none"> • Wall Mount |
| Physical Design | <ul style="list-style-type: none"> • Fanless Design • Cableless Design • Jumper-less Design • Unibody Design |
| Reliability & Protection | |
| Reverse Power Input Protection | <ul style="list-style-type: none"> • Yes |
| Over Voltage Protection | <ul style="list-style-type: none"> • Protection Range: 51~58V • Protection Type: shut down operating voltage, re-power on at the preset level to recover |
| Over Current Protection | <ul style="list-style-type: none"> • 15A |
| CMOS Battery Backup | <ul style="list-style-type: none"> • SuperCap Integrated for CMOS Battery Maintenance-free Operation |
| MTBF | <ul style="list-style-type: none"> • 371,393 Hours - Database: Telcordia SR-332 Issue 3, Method 1, Case 3 |

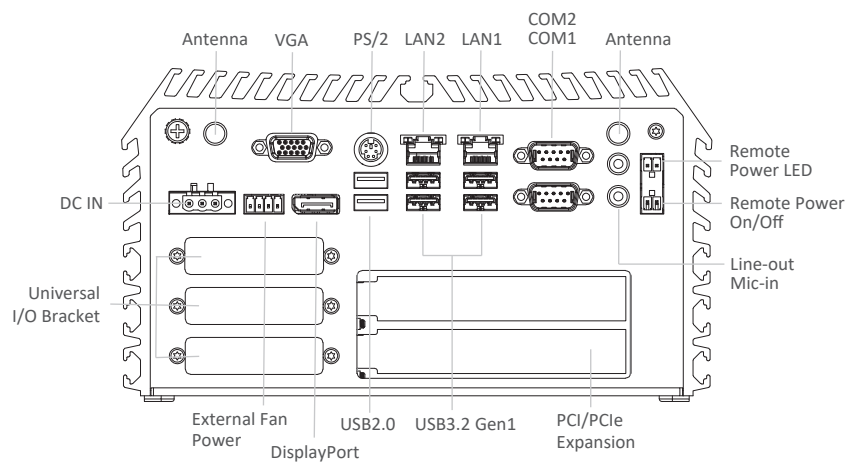
| Operating System | |
|-------------------------|--|
| Windows | <ul style="list-style-type: none"> • Windows® 10 |
| Linux | <ul style="list-style-type: none"> • Supports by project |
| Environment | |
| Operating Temperature | <ul style="list-style-type: none"> • 35W TDP Processor: -40°C to 70°C • 58W – 65W TDP Processor: -40~50°C (With External Fan Kit) • 80W TDP Processor: -40~40°C (With External Fan Kit) <p>* PassMark BurnInTest: 100% CPU, 2D/3D Graphics (without thermal throttling) * With extended temperature peripherals; Ambient with air flow * According to IEC60068-2-1, IEC60068-2-2, IEC60068-2-14</p> |
| Storage Temperature | <ul style="list-style-type: none"> • -40°C to 85°C |
| Relative Humidity | <ul style="list-style-type: none"> • 95%RH @ 70°C (non-Condensing) |
| Ingress Protection | <ul style="list-style-type: none"> • IP30 Compliant * According to IEC60529 |
| Shock | <ul style="list-style-type: none"> • MIL-STD-810G |
| Vibration | <ul style="list-style-type: none"> • MIL-STD-810G |
| EMC | <ul style="list-style-type: none"> • CE, UKCA, FCC, ICES-003 Class A • EN 50155 (EN 50121-3-2 Only) |
| EMI | <ul style="list-style-type: none"> • CISPR 32 Conducted & Radiated: Class A • EN/BS EN 50121-3-2 Conducted & Radiated: Class A • EN/BS EN IEC 61000-3-2 Harmonic current emissions: Class A • EN/BS EN61000-3-3 Voltage fluctuations & flicker • FCC 47 CFR Part 15B, ICES-003 Conducted & Radiated: Class A |
| EMS | <ul style="list-style-type: none"> • EN/IEC 61000-4-2 ESD: Contact: 6 kV; Air: 8 kV • EN/IEC 61000-4-3 RS: 80 MHz to 1000 MHz: 20 V/m • EN/IEC 61000-4-4 EFT: AC Power: 2 kV; Signal: 2 kV • EN/IEC 61000-4-5 Surges: AC Power: 2 kV • EN/IEC 61000-4-6 CS: 10V • EN/IEC 61000-4-8 PFMF: 50 Hz, 1A/m • EN/IEC 61000-4-11 Voltage Dips & Voltage Interruptions: 0.5 cycles at 50 Hz |
| Safety | <ul style="list-style-type: none"> • IEC/EN 62368-1 |

External Layout

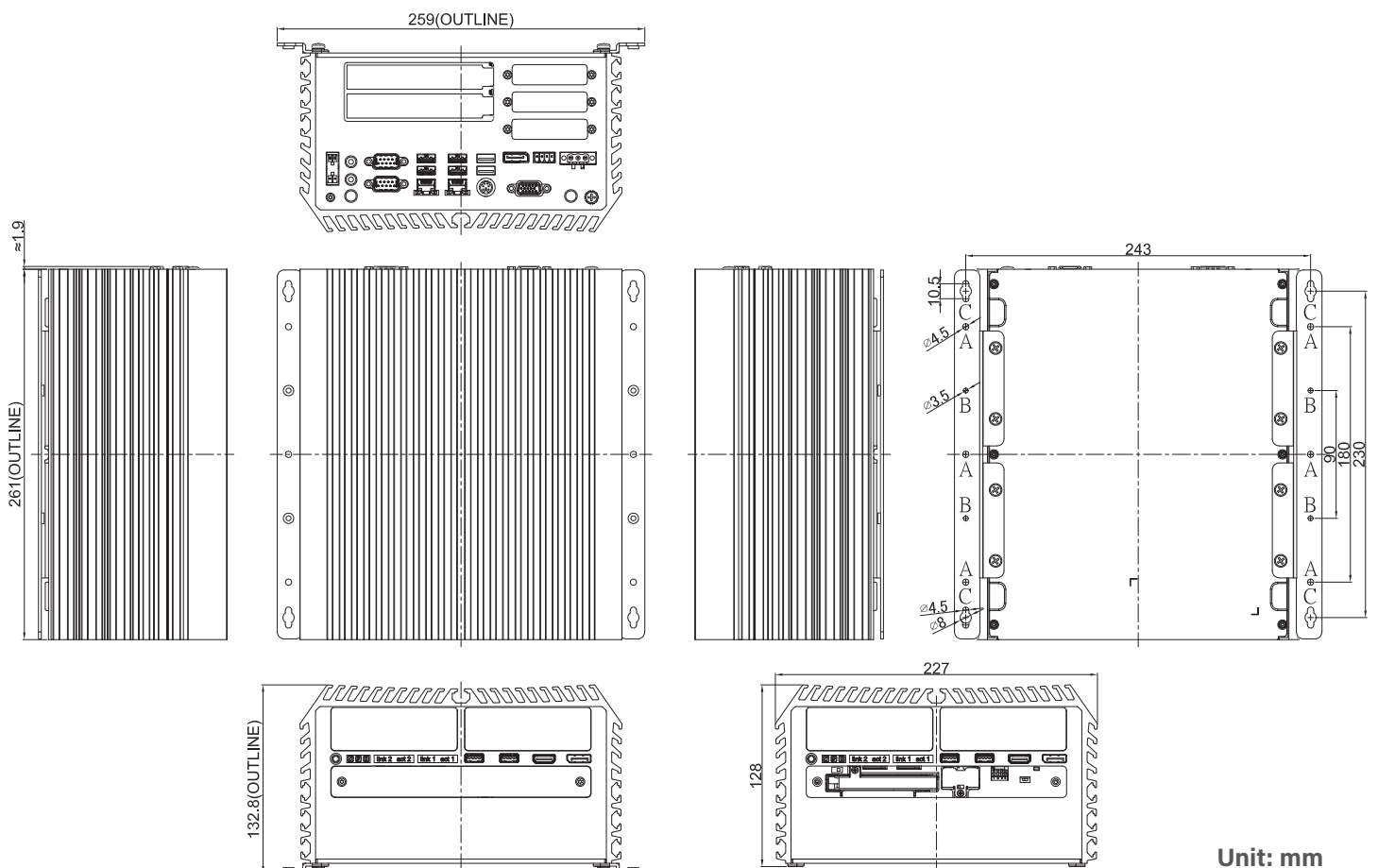
Front I/O



Rear I/O



Dimensions



Unit: mm

Ordering Information

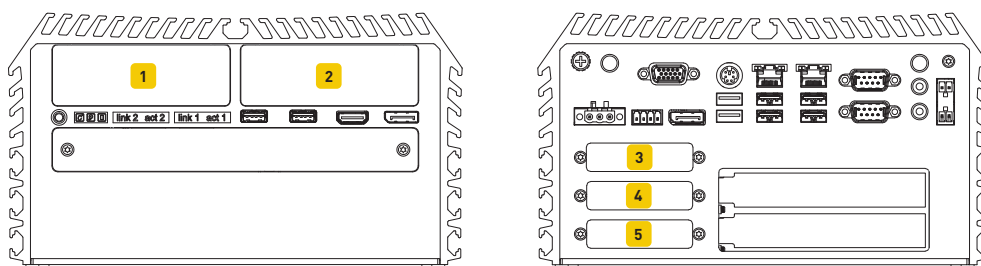
Available Models








| Model No. | Description |
|-------------|---|
| DS-1302-R10 | 10th Generation Intel Xeon/Core Series Processors, High Performance, Expandable and Modular Rugged Embedded Computer with 2 PCI/PCIe Expansion Slot |




Package Checklist

| | |
|--|-------------------------------------|
| • DS-1302 Embedded System x1 | • Heatsink Pack x1 |
| • Wall Mount Kit x1 | • Screw Pack x1 |
| • Remote Function Terminal Block Connector x 2 | • Power Terminal Block Connector x1 |
| • Fan Terminal Block Connector x 1 | |

Optional I/O Modules



| Model No. | Description | 1 | 2 | 3 | 4 | 5 |
|---|---|---|---|---|---|---|
|  CMI-LAN01-R12/ UB1012 | CMI Module with 4x Intel I210 GbE LAN, RJ45 Port / 1x Universal Bracket with 4x RJ45 Cutout | V | V | - | - | - |
|  CMI-M12LAN01-R12 /UB1010 | CMI Module with M12 Connector, 4x Intel GbE LAN / 1x Universal Bracket with 4x M12 Cutout | V | V | - | - | - |
|  CMI-10GLAN03-R10/UB1028 | CMI Module with 2x Intel X550 10GbE LAN, RJ45 Port / 1x Universal Bracket with 2x RJ45 Cutout | V | - | - | - | - |
|  CMI-COM02/UB1004 | CMI Module with 4x RS232/422/485 Ports (Support 5V/12V) / 1x Universal Bracket with 4x DB9 Cutout | V | V | - | - | - |
|  CMI-ICOM01/UB1004 | CMI Module with 4x Isolated RS232 Ports (Support 5V/12V) / 1x Universal Bracket with 4x DB9 Cutout | V | V | - | - | - |
|  CMI-DIO02/UB1018 | CMI Module with 16DIO (8in 8out) / 1x Universal Bracket with DIO Cutout | V | V | - | - | - |
|  CMI-XM12LAN01-R10/UB1030-R10 | CMI Module with M12 X-Coded Connector, 4x Intel I210 GbE LAN Ports / Universal Bracket with 4x M12 X-Coded Cutout | V | V | - | - | - |

| Model No. | Description | 1 | 2 | 3 | 4 | 5 |
|---|---|---|---|---|---|---|
| MEC-COM-M212-DB9 /UB0303  | Mini-PCIe Module with 2x RS-232 Ports, 1x Standard DB9 Cable / 2x Universal Bracket each with 1x DB9 Cutout | - | - | V | V | V |
| MEC-USB-M102-30 /UB0314  | Mini-PCIe Module with 2x USB 3.2 Gen1 Ports, 1x30 cm cable, 1x Universal Bracket with 2x USB Cutout | - | - | V | V | V |
| MEC-LAN-M102-30/UB0311  | Mini-PCIe Module with 2x LAN Ports, 2x 30cm cable / 1x Universal Bracket with 2x RJ45 Cutout | - | - | V | V | V |

Remark:

Maximum one CMI-COM02 or CMI-ICOM01 module can be installed in this system.

V : Compatible

Optional Function Modules

| Model No. | Description |
|------------|---|
| CFM-PoE03 | CFM Module with PoE Function, Individual Port 25.5W |
| CFM-IGN101 | CFM Module with Power Ignition Sensing Function, 12V/24V Selectable |

Optional Riser Cards

| Model No. | Description |
|-------------|---|
| RC-E8E8-R10 | Riser Card with 2 x PCIe8 Slots |
| RC-E16E1-01 | Riser Card with 1x PCIe16 and 1x PCIe1 Slots (PCIe x16 Slot Supports Dual Deck Add-on Card) |
| RC-E16PI-01 | Riser Card with 1x PCIe16 and 1x PCI Slots (PCIe x16 Slot Supports Single Deck Add-on Card) |
| RC-PIPI-01 | Riser Card with 2x PCI Slots |

Optional Accessories

| Model No. | Description |
|---------------|--|
| FAN-EX101 | External Fan with 4pin Terminal Block Plug and Mounting Bracket, Support Smart Fan |
| FAN-UB100 | Exhaling fan with 4pin Connector, Universal Bracket |
| FAN-UB101 | Inhaling fan with 4pin Connector, Universal Bracket |
| GST120A24-CIN | Adapter AC/DC 24V 5A 120W with 3pin Terminal Block Plug and Tubes, Level VI |
| GST220A24-CIN | Adapter AC/DC 24V 9.2A 220W with 3pin Terminal Block Plug and Tubes, Level VI |